

# Hospital Handover

## Instruction manual

The Hospital Handover app allows you to easily and intuitively exchange handover between healthcare personnel and create user groups who can share and update them on their personal devices or PCs, or via paper printouts.

### Hospital Handover

EMAIL ADDRESS

Email address

Send Login Code

[New User? Sign up!](#)

Create a user to register and follow the app's instructions.  
Login requires a two-factor security code.

Signup

EMAIL ADDRESS

Email address

FULL NAME

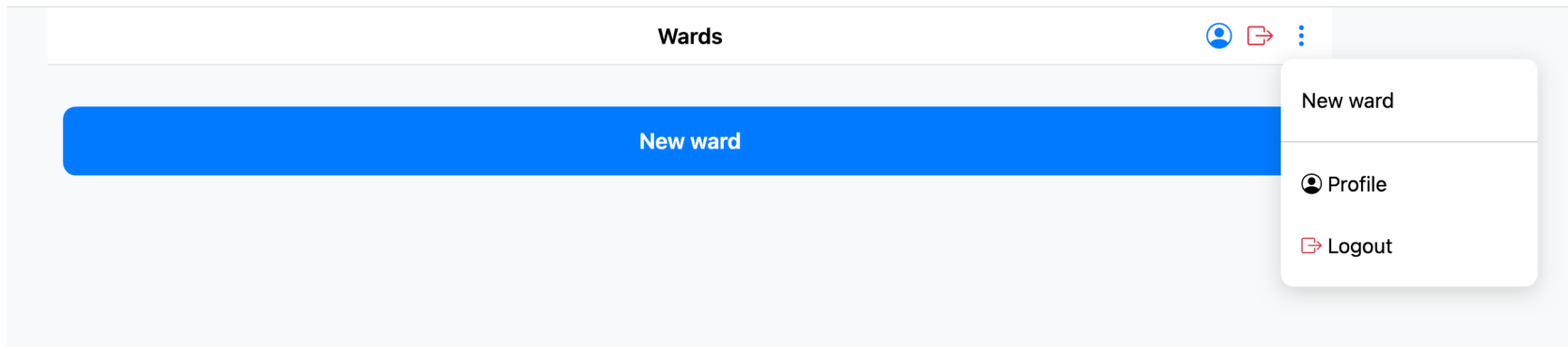
☐ I agree to the [Terms of Service](#)

☐ I agree to the [Privacy Policy](#)

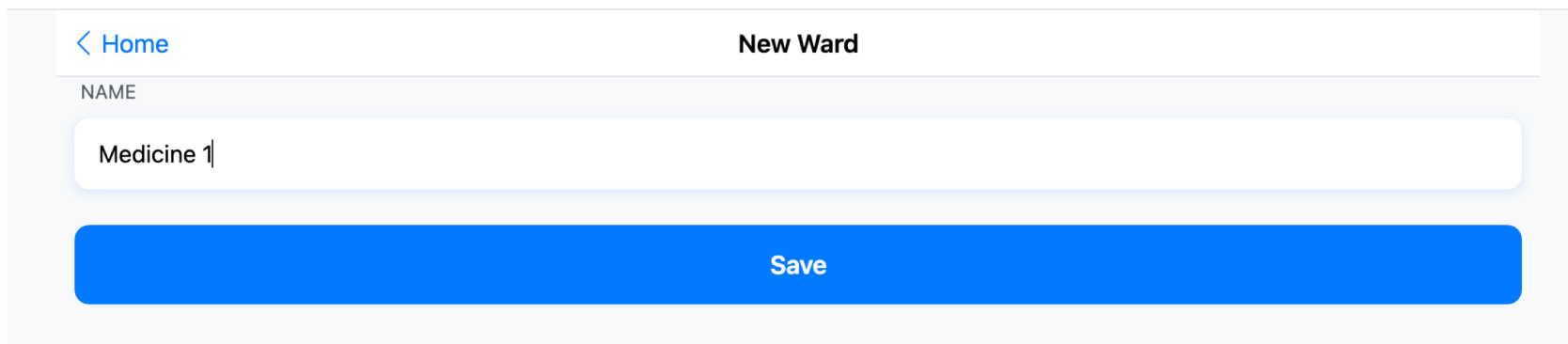
Sign up

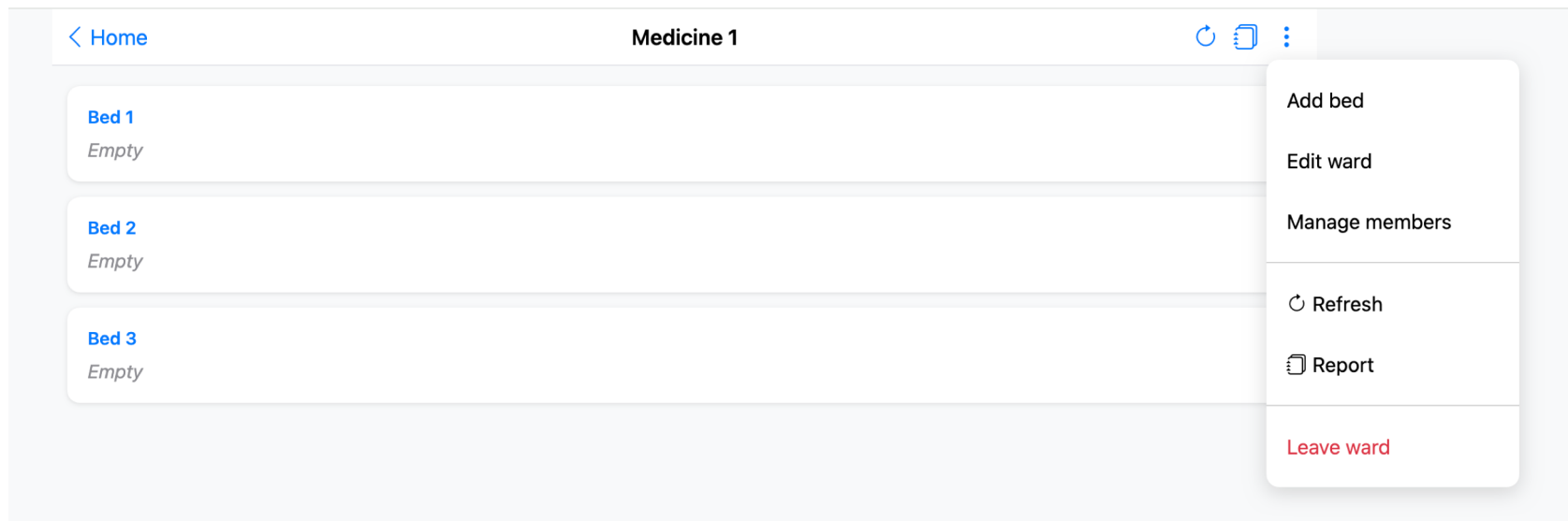
Existing User? [Sign In!](#)

Read carefully and accept the terms of service and privacy policy.



Congratulations, you're in the app! Now you can create your department.  
You can add as many departments or subdepartments as you like.





Enter your ward! You can add and name as many beds or stations as you like.

< Ward

## Manage Members



Add member

Add your team members who will be able to view and edit handover

[< Ward](#)

Bed 1

RECALL PATIENT DETAILS

-----

FULL NAME

First name

Last name

DATE OF BIRTH

gg/mm/aaaa

ADMISSION DATE & REASON

14/12/2025, 17:33

Admission reason

PROCEDURE DATE

gg/mm/aaaa

CURRENT SITUATION

RECOMMENDATION

☐ I have obtained the patient's consent.

Save

Edit bed

Delete bed

Admit your first patient! Remember to obtain the patient's consent to process their sensitive data. You can enter their personal details, the reason for their admission, their current situation, and any recommendations for colleagues.

If they're admitted for a procedure, you can enter the expected procedure date.

< Ward

Bed 1



RECALL PATIENT DETAILS

-----

FULL NAME

Example

Example

DATE OF BIRTH

12/06/1956



ADMISSION DATE & REASON

14/12/2025, 17:33



Pneumonia

PROCEDURE DATE

gg/mm/aaaa



CURRENT SITUATION

fever, started meropenem, Venturi Mask 40%



RECOMMENDATION

Check Arterial Blood Gas (analysis at 6 P.M.




☐

I have obtained the patient's consent.

Save

[< Home](#)

Medicine 1



**Bed 1**

**Example Example**

Pneumonia

DRAFT

5:38 p.m.

>

**Bed 2**

*Empty*

>

**Bed 3**

*Empty*

>

Handovers are still in provisional mode and may be modified

[< Ward](#)

Update Bed 1

PATIENT DETAILS

Example Example  
06/12/1956 (69)

ADMISSION DATE & REASON

12/14/2025 5:33 p.m. (today)  
Pneumonia

HANDOVER TIME

12/14/2025 5:38 p.m.  
(today) DRAFT

CURRENT SITUATION

fever, started meropenem, Venturi Mask 40%

RECOMMENDATION

Check Arterial Blood Gas (analysis at 6 P.M.)

Add to handover history

Edit bed

Delete bed

Handover History

Transfer

Discharge

Once you have finished writing, you can pass the final handover on to colleagues and add them to the patient's history

[< Ward](#)

Update Bed 1

PATIENT DETAILS	ADMISSION DATE & REASON
<div>Example Example</div> <div>06/12/1956 (69)</div>	<div>12/14/2025 5:33 p.m. (today)</div> <div>Pneumonia</div>

---

HANDOVER TIME	CURRENT SITUATION
<div>12/14/2025 5:41 p.m.</div> <div>(today)</div> <div>DRAFT</div>	<div>afebrile under meropenem, no need for oxygen therapy</div>

RECOMMENDATION

plan infection panel for tomorrow

Draft saved

Add to handover history

Edit the handover for the next shift and add it to the history.  
You can also transfer the patient to another bed or discharge them from the ward.

[< Ward](#)

**Report** at 12/14/2025 5:43 p.m.



### Bed 1

#### PATIENT DETAILS

**Example Example**  
06/12/1956 (69)

#### ADMISSION DATE & REASON

**12/14/2025 5:33 p.m. (today)**  
Pneumonia

#### HANDOVER TIME

**12/14/2025 5:43 p.m.**  
(today)

#### CURRENT SITUATION

afebrile under meropenem, no need for oxygen therapy

#### RECOMMENDATION

plan infection panel for tomorrow

### Bed 2

*Empty*

### Bed 3

*Empty*

You can also print a paper copy of your department's handovers to give to your colleagues! Have a nice job!